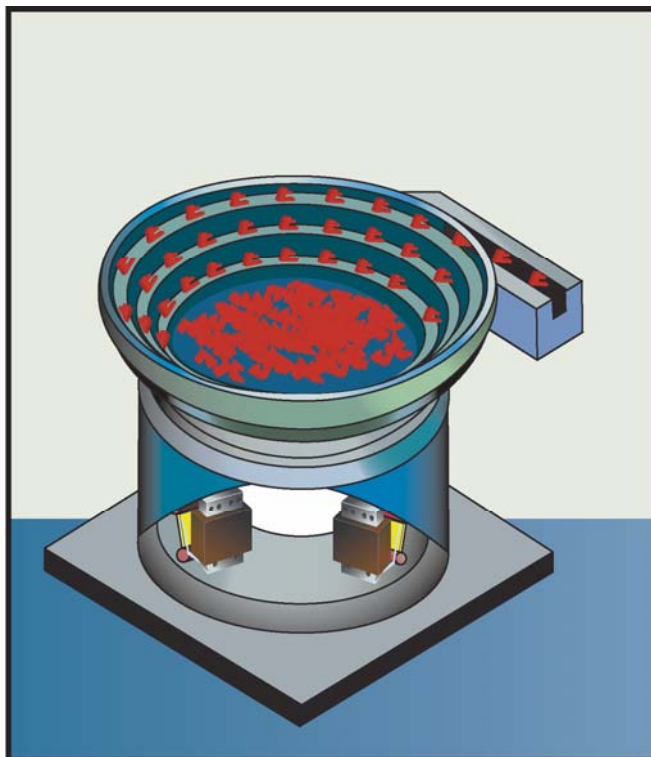



Accelerometers for vibratory feeders

REOVIB SW 10

REOVIB SW 11

REOVIB SW 70



- Aluminium-housing
- Cost-effective construction
- Low weight
- Vibrating frequency range 30...150 Hz
- Suitable for use with control units
 - REOVIB MFS 168
 - REOVIB MFS 268

Accelerometers for vibratory feeders

REOVIB SW 10 REOVIB SW 11 REOVIB SW 70

REOVIB SW 10, SW 11 and SW 70 accelerometers are particularly suitable for measuring the amplitude of vibratory feeder systems. They are designed for a frequency range of 30...150 Hz.

The sensors are based on the piezo-electronic principle and they incorporate a filter that is designed for the operating frequency range, as well as an amplifier and an impedance converter. The measured value is provided as a voltage signal that is proportional to amplitude.

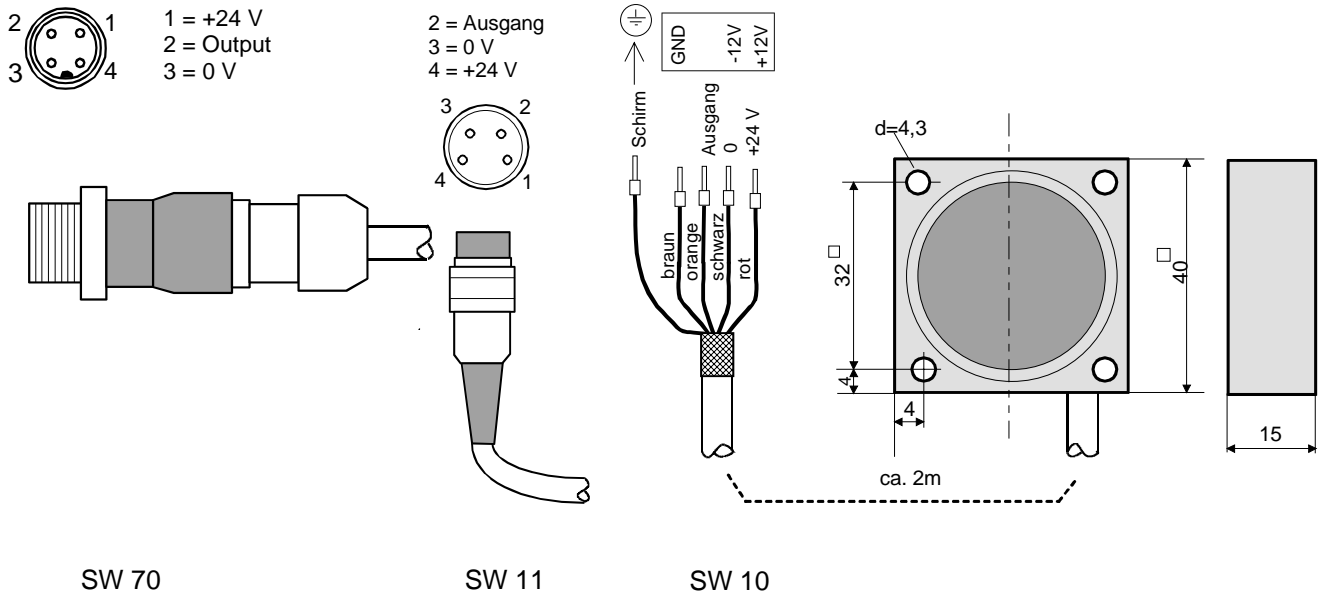
All components are completely sealed in an aluminium housing.

Electrical connection is made through a 4-core, screened cable. Depending on the version the terminations can be either free ends or a plug connector.

Other cable lengths can be supplied on request.

Type	SW 10, SW 11, SW 70
Supply voltage:	24 VDC (+/- 12 V)
Measurement range:	20 g
Output:	300 mV /g
Recommended frequency range:	30...150 Hz
Operating temperature:	-5... + 50 °C
SW 10	Cable connection Cable length 2 m
SW 11	4-pole connector Cable length 2 m
SW 70	4-pole M12 plug connector Cable length 2 m
Protection class:	IP 54

Types with other frequency ranges are available.



SW 70

SW 11

SW 10

REO ELEKTRONIK AG

Brühler Strasse 100
D-42657 Solingen
Phone +49-(0) 212-88 04-0
Fax +49-(0) 212-88 04-188
www.reo.de
email: main@reo.de